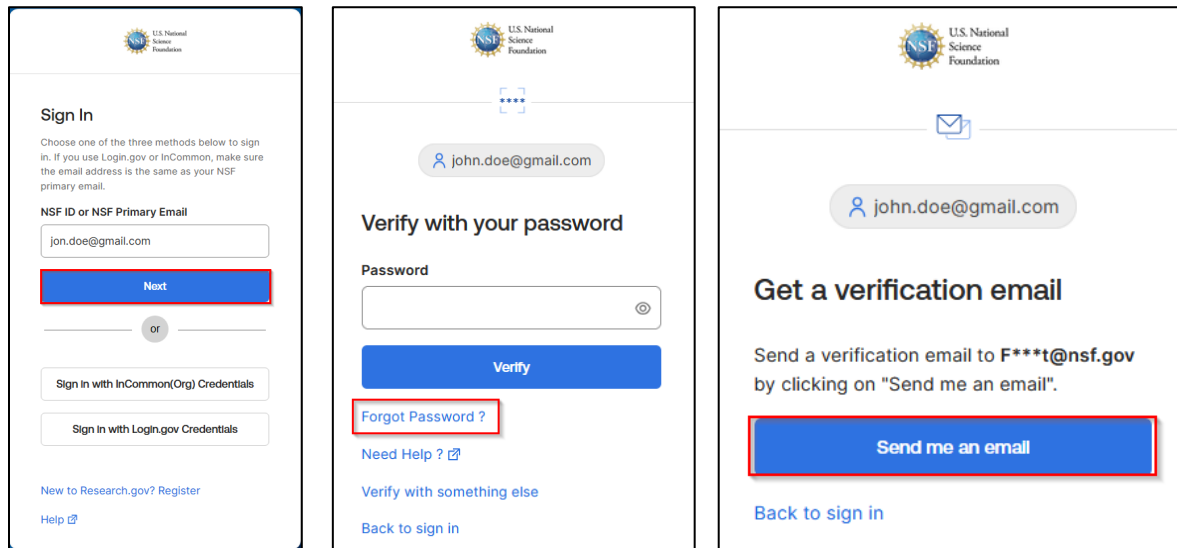


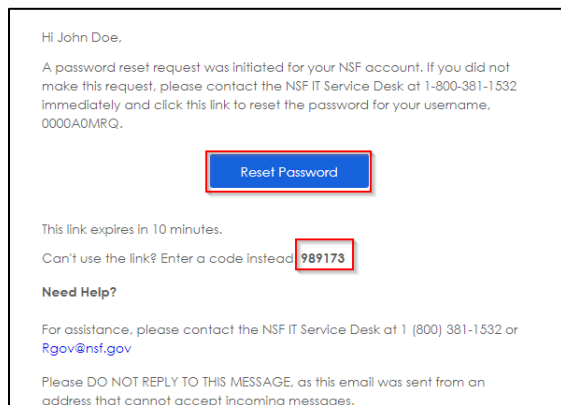
Forgot Password

If your password has been **forgotten** and you cannot sign into Research.gov, reset it using these steps.

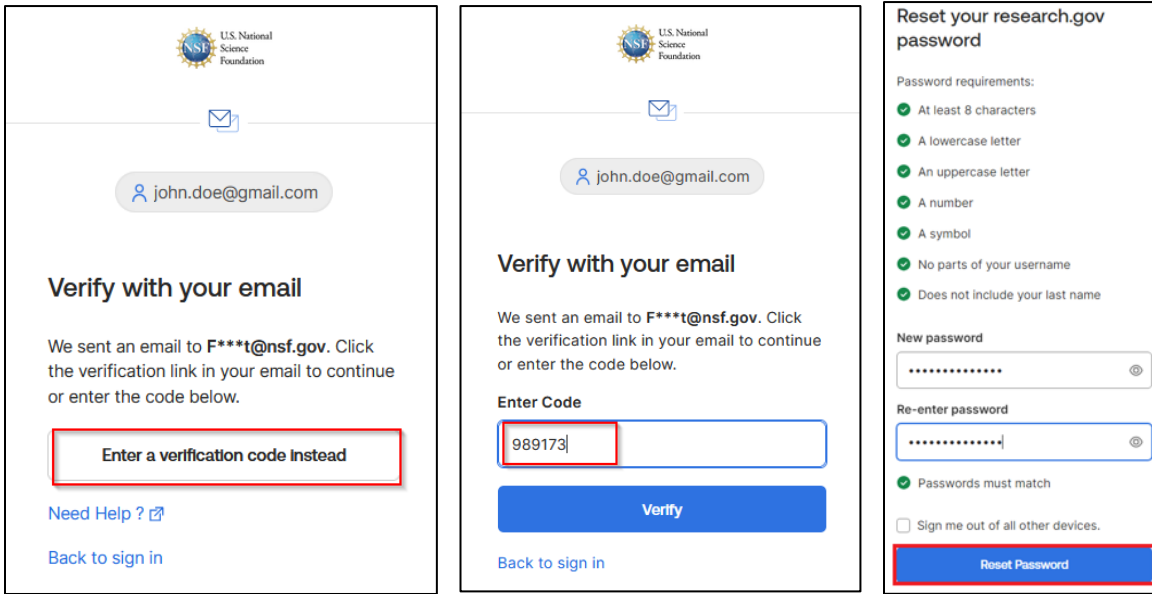
1. On the [NSF sign-In page](#), enter your **NSF ID or NSF Primary Email** and select **Next**.
2. Click **Forgot Password?**.
3. Click **Send me an email**.



4. Open the email from **No-Reply <nsfextloginnoreply@nsf.gov>**
5. Click **Reset Password** in the email.



6. Enter a new password. Confirm your new password. Click **Reset Password**.
7. **Note:** If you prefer to use a code instead, you can click **Enter a verification code instead**. Enter the 6-digit code at the bottom of the Account password reset email then click **Verify**.



- Once you click on **Reset password**, you will need to authenticate with your security methods before you are redirected to Research.gov.

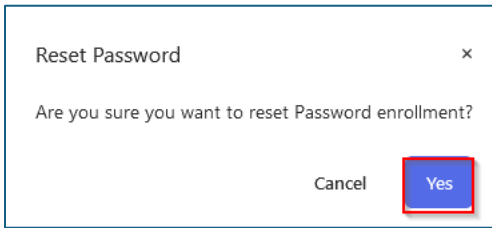
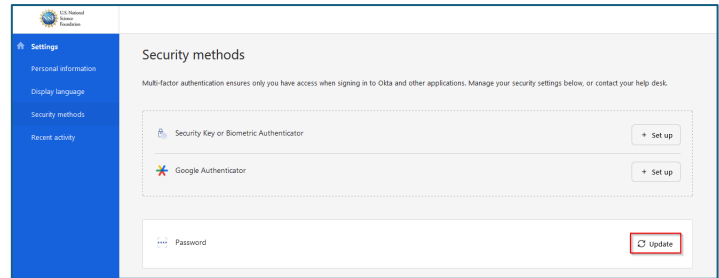
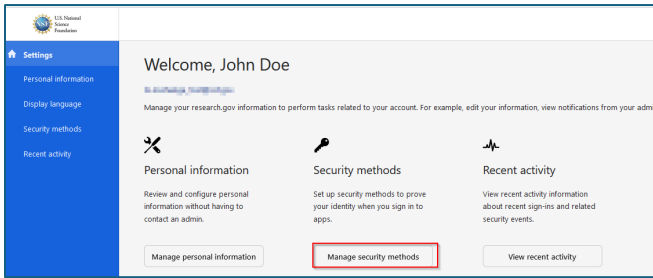
Change Password

If you wish to change your password (after you are authenticated) follow the below steps

- Navigate to **My Profile**
- Click on **Change Password or Security Methods**



- Click on **Manage security methods**
- Click on **Update** for Password and you will be prompted to confirm you want to reset the password, click **Yes**



5. You will be prompted to use your second factor for verification before you are navigated to the password reset page
6. On password reset page enter your new password and click on **Reset Password** to complete the process

