

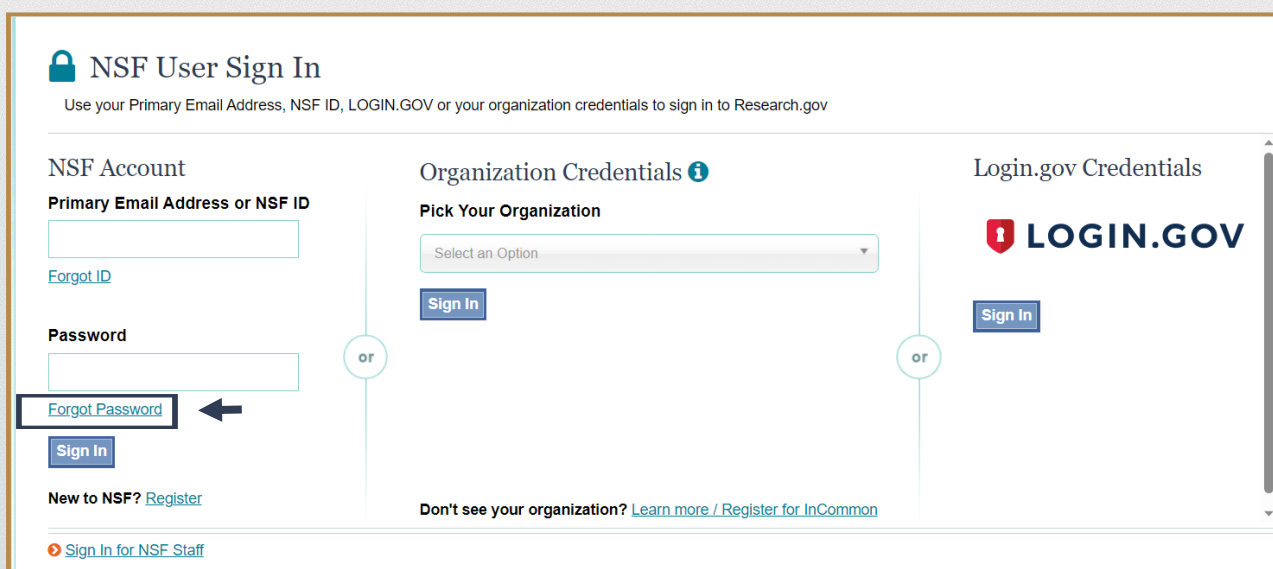
Research.gov Password Reset Guide

NSF awardees and applicants can reset their passwords themselves, using Research.gov. Follow the directions below to quickly and easily reset your password.

1. Go to www.research.gov and click **Sign In**.



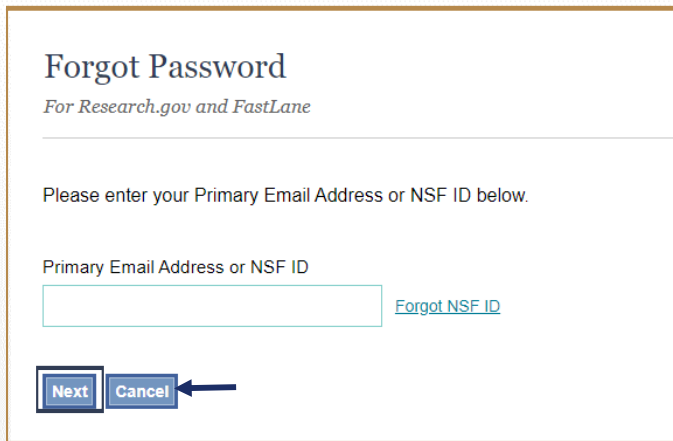
2. Click **Forgot Password**.



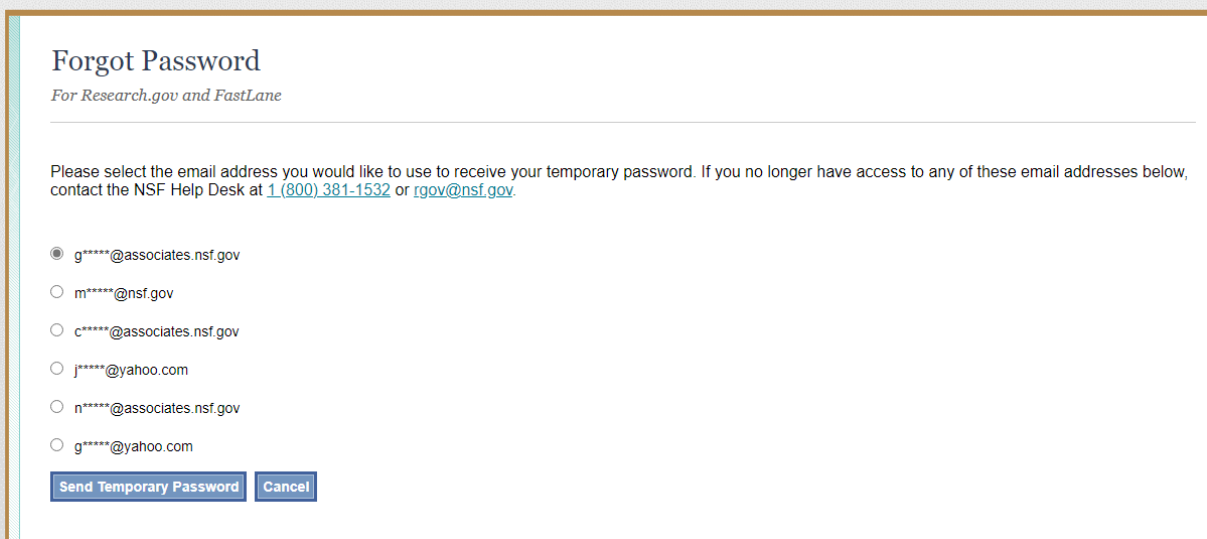
The screenshot shows the NSF User Sign In page. The page is divided into three main sections: NSF Account, Organization Credentials, and Login.gov Credentials. The NSF Account section has fields for Primary Email Address or NSF ID and Password. Below the Password field, the 'Forgot Password' link is highlighted with a red box and an arrow. The Organization Credentials section has a 'Pick Your Organization' dropdown menu and a 'Sign In' button. The Login.gov Credentials section has a 'Sign In' button. At the bottom, there are links for 'New to NSF? Register' and 'Don't see your organization? Learn more / Register for InCommon'. A 'Sign In for NSF Staff' link is also present at the bottom left.

3.

Enter your Primary Email Address or NSF ID and click **Next**.

**4.**

Select the email address in which you would like to receive your temporary password. Click **Send Temporary Password**.



Research.gov Password Reset Guide

You will see the below confirmation that the password was reset successfully.



Forgot Password

For Research.gov and FastLane

✓ Success - Password Changed

A temporary password has been sent to your registered email address - q*****@gmail.com.

Please remember to check your spam folder if you do not see an email regarding your password in the next few minutes.

Notes:
- If you need to update your registered email address, please contact the NSF Help Desk at [1 \(800\) 381-1532](tel:18003811532) or rgov@nsf.gov

Check your email for your temporary password.

You will receive an email at the registered email address displayed on the screenshot above. If you have not received the email within a few minutes, please remember to check your spam /clutter folders.

5.

Sign in to Research.gov. Enter your NSF ID and temporary password in the corresponding boxes, and click **Sign In**.

NSF User Sign In

Use your Primary Email Address, NSF ID, LOGIN.GOV or your organization credentials to sign in to Research.gov

NSF Account

Primary Email Address or NSF ID

[Forgot ID](#)

Password

[Forgot Password](#)

Sign In

New to NSF? [Register](#)

[Sign in for NSF Staff](#)

or

Organization Credentials

Pick Your Organization

Select an Option

Sign In

Don't see your organization? [Learn more](#) / [Register for InCommon](#)

or

Login.gov Credentials

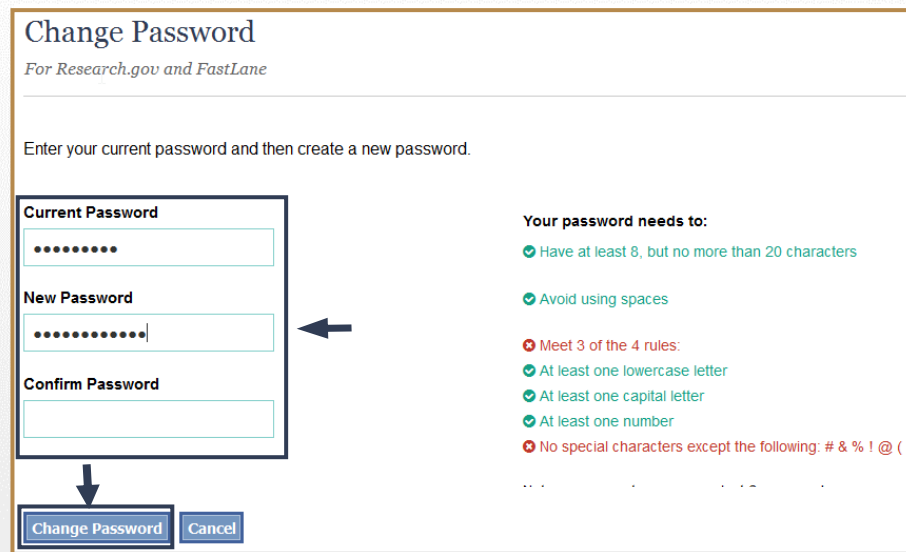
LOGIN.GOV

Sign In

6. Follow the prompt to change your password, and click **Change Password** when finished.

Please note:

- After 10 unsuccessful sign in attempts, an email will be sent to the email address on file to reset the password.



Change Password
For Research.gov and FastLane

Enter your current password and then create a new password.

Current Password
.....

New Password
.....

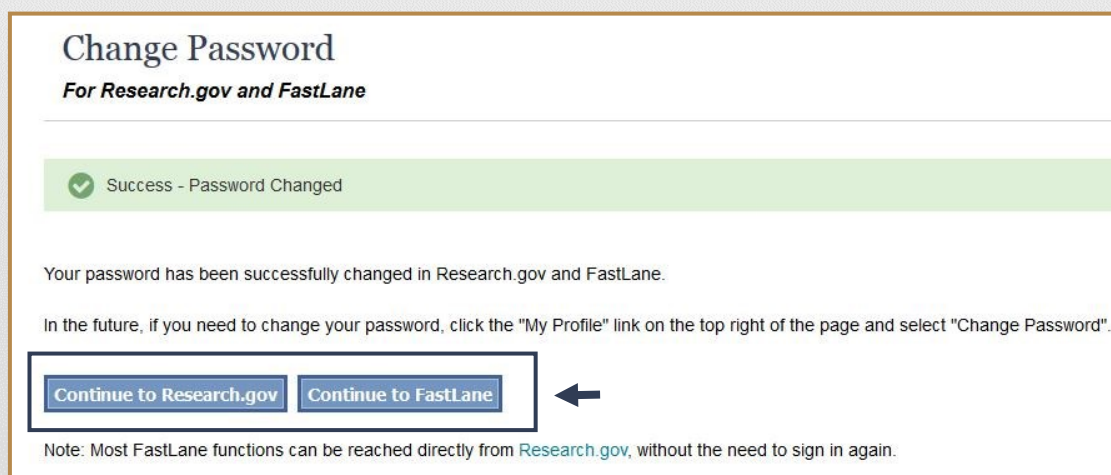
Confirm Password
.....

Your password needs to:

- ✓ Have at least 8, but no more than 20 characters
- ✓ Avoid using spaces
- ✗ Meet 3 of the 4 rules:
 - ✓ At least one lowercase letter
 - ✓ At least one capital letter
 - ✓ At least one number
 - ✗ No special characters except the following: # & % ! @ ()

Change Password Cancel

7. Click to continue to Research.gov or FastLane.



Change Password
For Research.gov and FastLane

✓ Success - Password Changed

Your password has been successfully changed in Research.gov and FastLane.

In the future, if you need to change your password, click the "My Profile" link on the top right of the page and select "Change Password".

Continue to Research.gov **Continue to FastLane**

Note: Most FastLane functions can be reached directly from [Research.gov](#), without the need to sign in again.

Once the sign in page loads, enter your new password